

FAKRA STAMPED AND FORMED TERMINAL AND CONNECTOR SYSTEM

ENABLING RF PERFORMANCE UP TO 6 GHZ AND FULLY
AUTOMATED CABLE ASSEMBLY FOR THE AUTOMOTIVE INDUSTRY

FAKRA STAMPED AND FORMED TERMINAL AND CONNECTOR SYSTEM

Automotive manufacturers are increasingly designing safety and vehicle connectivity applications based on high frequency data connections. These include cameras, sensors, antennas that require real-time data transmission where safety is the number one priority.

TE Connectivity's stamped and formed terminal and connector system enable RF performance up to 6 GHz, while offering reduced mating forces with increased levels of robustness. It's fully shielded system with round terminals also provides an interface that is compatible with the standard market offerings. In addition, the simplified stamped and formed terminal is designed for fully automated cable assembly that can significantly increase efficiency of cable processing and reduce production costs.

Features and Benefits:

Automotive-grade robustness

- Tulip contact/anti-stubbing
- Housing inner-ring/anti-scooping
- Closed cage outer contact/beam protection

- 10 mating cycles
- Reduced mating forces with increased levels of robustness

Manufacturing Efficiency

- Sub-assembly, center contact, and ferrule on strip
- Designed for fully and semi-automated cable assembly (on market standard equipment)

Extensive Portfolio

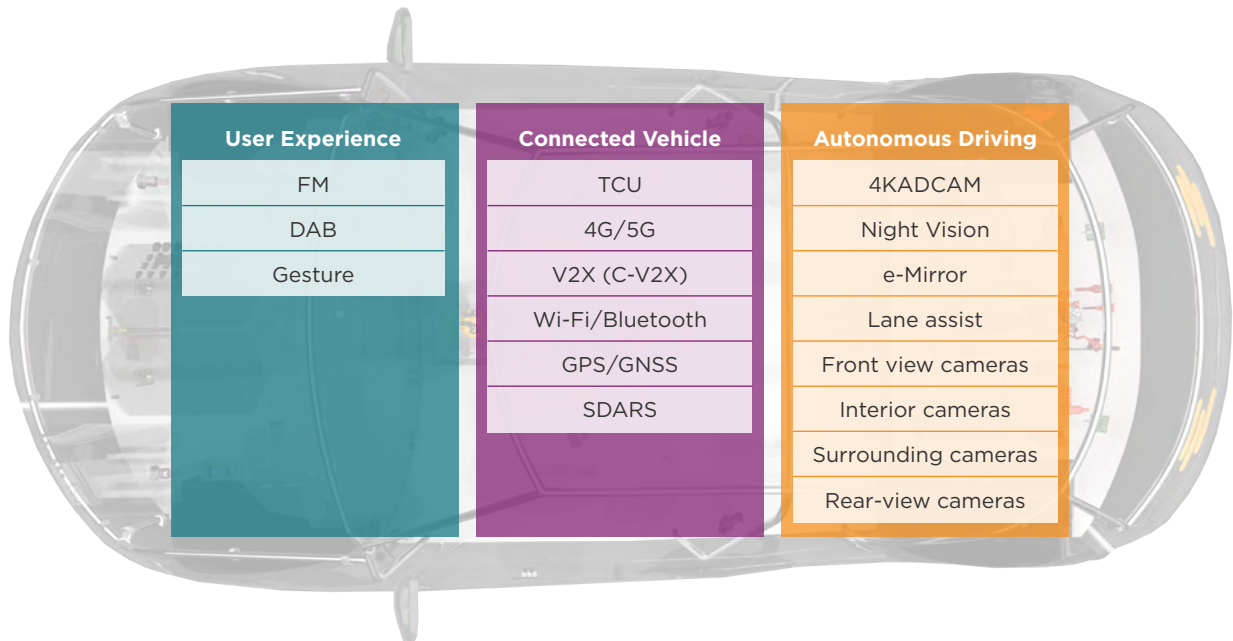
- CPA capable
- Full product portfolio: sealed unsealed, 180° and 90°
- Available for RG-174, RTK-031 - unsealed and sealed

Applications:




- Autonomous driving: 4KADCAM, Night Vision, e-Mirror, Lane Assist, front view cameras, interior cameras, surrounding cameras, rear-view cameras
- Connected vehicle: TCU, 4G/5G, V2X, Bluetooth Low Energy, Wi-Fi/Bluetooth, GPS/GNSS, SDARS
- User experience: FM, DAB, Gesture

Market Compatibility:







- Serializer/Deserializer (SerDes)
- GMSL 2/3
- FPD-Link IV
- APIX3




Terminals

	Description	TE PN
	1 Female 180° Outer contact RTK031 & RG174	2376856-1
	2 Female Center Contact RTK031	2376858-1
	Female Center Contact RG174	2376858-2
	3 Inner Ferrule RTK031 & RG174	2390007-2
	1 Male 180° Outer Contact RTK031 & RG174	2387446-1
	2 Male Center Contact RTK031	2387448-1
	Male Center Contact RG174	2387448-2
	3 Inner Ferrule RTK031 & RG174	2390007-2
		1 Outer Contact
2 Protective Ring		2272602-1
3 Front Shield		2272592-2
4 Dielectric		2272603-1
5 Socket Contact		2297450-2
6 Rear Shield		2272592-4
7 Center Contact		2297252
8 Ferrule		2331345
	1 Interface Terminal	2409749-1 & 0-2409747-1
	2 Terminal Assy	2333443-2
	3 Center Contact RG	2327554-2
	4 Ferrule RTK031 & RG174	2371640-2
	Ferrule 1.5 DS Cable	2371640-3

Housings

	Description	TE PN
	1 180° Robust Housing	2386109
	180° Robust Housing	2348654
	1 90° Housing	2330270
	90° Housing	2327929
	1 90° 2W Housing	2364018
	90° 2W Housing	2315709
	1 180° 1W Female Sealed Housing	2400982
	1 180° 1W Male Sealed Housing	2410029
	1 90° 1W Female sealed Housing	2415532



Connect With Us

We make it easy to connect with our experts and are ready to provide all the support you need. Visit [te.com/support](https://www.te.com/support) to chat with a Product Information Specialist.

te.com

TE Connectivity, TE, TE connectivity (logo) and EVERY CONNECTION COUNTS are trademarks owned or licensed by the TE Connectivity Ltd. family of companies. Other logos, product and/or company names may be trademarks of their respective owners.

The information given herein, including drawings, illustrations and schematics which are intended for illustration purposes only, is believed to be reliable. However, TE Connectivity makes no warranties as to its accuracy or completeness and disclaims any liability in connection with its use. TE Connectivity's obligations shall only be as set forth in TE Connectivity's Standard Terms and Conditions of Sale for this product and in no case will TE Connectivity be liable for any incidental, indirect or consequential damages arising out of the sale, resale, use or misuse of the product. Users of TE Connectivity products should make their own evaluation to determine the suitability of each such product for the specific application.

©2023 TE Connectivity. All Rights Reserved.

01/23 Original

EUROPE

Germany

Product Information Center:

Phone: +800 0440-5100

Fax: +49 6251-133-1988

Email: ConnectedSales@te.com